

# SUSPENDED CHORDS at a GLANCE

Tuning: Dobro Open G

G - B - D - G - B - D

Where:

Xsus2 = 1 - 2 - 5

Xsus4 = 1 - 4 - 5

Sus2 Notes	Sus2 Intervals	Sus4 Notes	Sus4 Intervals
<p>Asus2</p> <p>3</p>	<p>Asus2</p> <p>3</p>	<p>Asus4</p> <p>3</p>	<p>Asus4</p> <p>3</p>
<p>Bsus2</p> <p>3 5</p>	<p>Bsus2</p> <p>3 5</p>	<p>Bsus4</p> <p>3 5</p>	<p>Bsus4</p> <p>3 5</p>
<p>Csus2</p> <p>3 5</p>	<p>Csus2</p> <p>3 5</p>	<p>Csus4</p> <p>3 5</p>	<p>Csus4</p> <p>3 5</p>
<p>Dsus2</p> <p>5 7</p>	<p>Dsus2</p> <p>5 7</p>	<p>Dsus4</p> <p>5 7</p>	<p>Dsus4</p> <p>5 7</p>

# SUSPENDED CHORDS at a GLANCE

Tuning: Dobro Open G

G - B - D - G - B - D

Sus2 Notes	Sus2 Intervals	Sus4 Notes	Sus4 Intervals
<p>Esus2</p>	<p>Esus2</p>	<p>Esus4</p>	<p>Esus4</p>
<p>Fsus2</p>	<p>Fsus2</p>	<p>Esus4</p>	<p>Esus4</p>
<p>Gsus2</p>	<p>Gsus2</p>	<p>Gsus4</p>	<p>Gsus4</p>
<p>Gsus2 - Open Position</p>	<p>Gsus2 - Open Position</p>	<p>Gsus4 - Open Position</p>	<p>Gsus4 - Open Position</p>

# SUSPENDED CHORDS at a GLANCE





Tuning: Dobro Open G

G - B - D - G - B - D

**Nota Bene:** Some chord diagrams have 2 note options. Typically an open string and a closed position string. These options require a decision based on best fit; the <sup>1</sup>cadence, the tones you want to bring out in a piece and the pick/fretboard/bar mechanics being used will be in play. Also, there are other options available up and down the fretboard for the same chords. With a little work, using the intervals, you can figure them out.

Unlike the piano, where you can play all of the notes in the chord at the same time, or strum the chord, you will likely have to arpeggiate some chords. A limitation of the tuning and the bar/slide/etc. So . . . factor that in where appropriate.

## LEGEND

Scale Degree	Fretboard Marker	Quality
1		Tonic/Unison
2		Major Second
4		Perfect Fourth
5		Perfect Fifth

<sup>1</sup> Music Cadences	Cadence	Chords
Finished	Perfect/Authentic	V - I
	Plagal	IV - I
Unfinished	Imperfect	I - V, II - V, IV - V
	Interrupted/Deceptive	I - VI

<sup>1</sup> See Music Cadence matrix above. [Music Theory Academy](https://shorturl.at/7nKeF), <https://shorturl.at/7nKeF>